

CT-ALPHA

This system meets the most stringent demands in CT X-ray. With the CT-ALPHA, we offer the highest possible flexibility for individual customer requirements.

This space-saving system can be equipped with different microfocus X-ray tubes, from 160kV for sub- μ -meter resolution through 225 kV, 350 Watts to the highest power of 300 kV, 500 Watts. If more power is needed a second minifocus tube with up to 450 kV, 1500W can be added.

The CT-ALPHA can be equipped with a huge range of different X-ray-detectors to match the specific needs of the application. To have the most flexible system it is also possible to install up to 3 different detectors.

The variable focus-detector distance permits maximum contrast. As an option, the CT-ALPHA offers the Helix-Scan technique for objects with a large height-diameter-ratio, as well as for the best avoidance of volume CT artefacts.

The large flexibility in outer and inner dimensions, number and types of axis, different or multi-tubes and detectors provides the best fitting system for the customer. This grants the best performance to an ideal cost-benefit.

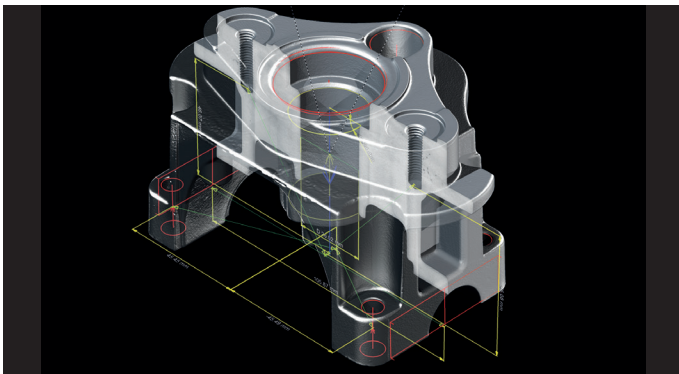
The CT-ALPHA system is ideal for non-destructive testing, materials investigations and, in particular, dimensional measurements of internal structures, undercuts and free form surfaces.

Features

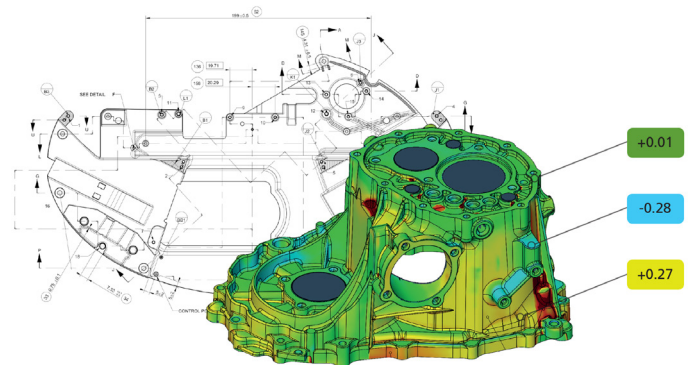
- ▶ Industrial X-ray Computed Tomography (CT)
- ▶ 3D volume CT
- ▶ Non-destructive testing (NDT) – 2D and 3D
- ▶ Quality control independent of material
- ▶ Defect recognition (voids, cracks, ...)
- ▶ Contactless metrology
- ▶ CT reconstruction in real-time
- ▶ Ring artefact suppression
- ▶ Easy operation
- ▶ Radiation safety better than 1 $\mu\text{Sv/h}$
- ▶ Compability with all softwares at the market:

Specifications


X-ray tubes	up to 300 kV microfocus up to 450 kV minifocus
min. focal spot	0.5 μm
Detector	up to 27 MP
Detector sizes	up to 430 x 430 mm
max. scanspeed	< 10 seconds per part
Axes	up to 8
Accuracy (VDI 2630)	6 μm + (L / 75)
System weight	< 2.000 kg possible*
	* 1-door 160kV model




VG Studio MAX by Volume Graphics



GOM Inspect



GeoDict by Math2Market



Amira-Avizo (Courtesy of EMS Grivory)